




District Health Assessment for Multiple District 305 through May 2025

		Clubs							Membership							Member Strength		Cancellation		Reports			Finance	Leadership			
District Name	Status/ Number of Months in Status *	Active Clubs	Clubs in Status Quo	Total Clubs	% Status Quo Clubs in Financial Suspension	New Clubs	Cancelled Clubs	YTD Net Club Gain/Loss	Current Members In Active Clubs	Current Members In Status Quo Clubs	Current Total Members Count	YTD Add	YTD Drop	YTD NetGrowth (includes Active and Status Quo)	YTD NetGrowth% (includes Active and Status Quo)	Member Count 12 Months Ago	Average Member Count Per Club	% of Clubs with less than 20 members	Average Cancelled Club Age	Members Lost Due to Cancelled Clubs	% of Clubs Reporting Service	% No MMR in 3 Months	% No Officer Report in 12 months	% of Clubs with balance 90+ days	Number of Zone Chairs Recorded	Number of Region Chairs Recorded	District Officers Vacancies **
		111	6	117	100%	8	2	6	2523	91	2614	760	305	455	21.07%	2,433	23	45%	7	30	81%	56%	3%	16%	15	0	
		104	11	115	100%	3	8	-5	2314	164	2478	493	435	58	2.40%	2,602	22	61%	9	91	42%	41%	7%	25%	26	7	
		85	3	88	100%	2	0	2	1201	61	1262	217	65	152	13.69%	1,178	14	73%	0	0	60%	81%	15%	16%	12	4	
		300	20	320	100%	13	10	3	6038	316	6354	1470	805	665	11.69%	6,213	21	58%	8	121	61%	57%	8%	19%	53	11	




District Health Assessment for Multiple District 306 through May 2025

District Name	Status/ Number of Months in Status *	Clubs							Membership							Member Strength		Cancellation		Reports			Finance	Leadership			
		Active Clubs	Clubs in Status Quo	Total Clubs	% Status Quo Clubs in Financial Suspension	New Clubs	Cancelled Clubs	YTD Net Club Gain/Loss	Current Members In Active Clubs	Current Members In Status Quo Clubs	Current Total Members Count	YTD Add	YTD Drop	YTD NetGrowth (includes Active and Status Quo)	YTD NetGrowth% (includes Active and Status Quo)	Member Count 12 Months Ago	Average Member Count Per Club	% of Clubs with less than 20 members	Average Cancelled Club Age	Members Lost Due to Cancelled Clubs	% of Clubs Reporting Service	% No MMR in 3 Months	% No Officer Report in 12 months	% of Clubs with balance 90+ days	Number of Zone Chairs Recorded	Number of Region Chairs Recorded	District Officers Vacancies **
306 A1		63	7	70	100%	7	6	1	1703	107	1810	345	283	62	3.55%	1,843	27	37%	10	88	96%	50%	4%	23%	0	9	
306 A2		107	9	116	100%	12	6	6	2651	182	2833	787	535	252	9.76%	2,625	25	36%	6	62	98%	47%	2%	35%	30	12	
306 B1		96	16	112	100%	4	4	0	2812	390	3202	629	537	92	2.96%	3,183	29	21%	1	130	100%	54%	0%	22%	30	15	
306 B2		132	10	142	100%	4	16	-12	3676	180	3856	502	984	-482	-11.11%	4,507	28	34%	7	349	98%	30%	3%	17%	1	0	GMT
306 C1		106	26	132	100%	7	19	-12	2792	508	3301	628	784	-156	-4.51%	3,699	26	33%	7	359	95%	48%	2%	43%	33	16	
306 C2		95	17	112	100%	11	2	9	2680	471	3151	938	428	510	19.31%	2,874	28	28%	2	19	89%	45%	4%	38%	30	12	
		599	85	684	100%	45	53	-8	16314	1838	18153	3829	3551	278	1.56%	18,731	30	31%	6	1,007	96%	44%	2%	30%	124	64	



District Health Assessment for Multiple District 315 through May 2025

		Clubs							Membership							Member Strength		Cancellation		Reports			Finance	Leadership			
District Name	Status/ Number of Months in Status *	Active Clubs	Clubs in Status Quo	Total Clubs	% Status Quo Clubs in Financial Suspension	New Clubs	Cancelled Clubs	YTD Net Club Gain/Loss	Current Members In Active Clubs	Current Members In Status Quo Clubs	Current Total Members Count	YTD Add	YTD Drop	YTD NetGrowth (includes Active and Status Quo)	YTD NetGrowth% (includes Active and Status Quo)	Member Count 12 Months Ago	Average Member Count Per Club	% of Clubs with less than 20 members	Average Cancelled Club Age	Members Lost Due to Cancelled Clubs	% of Clubs Reporting Service	% No MMR in 3 Months	% No Officer Report in 12 months	% of Clubs with balance 90+ days	Number of Zone Chairs Recorded	Number of Region Chairs Recorded	District Officers Vacancies **
315A1	T(20)	128	29	157	100%	12	18	-6	2665	582	3247	1115	1756	-641	-16.49%	3,844	21	49%	6	1,212	25%	59%	17%	21%	40	19	GMT
315A2		116	1	117	100%	25	3	22	3573	80	3653	1226	957	269	7.95%	3,423	31	21%	10	281	62%	25%	2%	1%	21	11	
315A3		28	9	37	100%	4	9	-5	721	210	931	159	479	-320	-25.58%	1,180	26	22%	10	429	14%	81%	24%	62%	0	0	
315B1		181	2	183	100%	52	2	50	4527	131	4658	1800	743	1057	29.35%	3,186	25	23%	14	42	40%	55%	5%	1%	32	15	GST
315B2		199	6	205	100%	55	2	53	5037	140	5177	1216	109	1107	27.20%	3,752	25	20%	7	44	31%	27%	1%	5%	32	19	
315B3		110	10	120	100%	29	7	22	2702	247	2949	893	282	611	26.13%	2,216	25	29%	2	129	18%	42%	4%	11%	13	16	GST
315B4		96	0	96	0%	2	4	-2	3384	0	3384	470	245	225	7.12%	3,374	35	24%	7	78	56%	38%	5%	0%	24	13	
		858	57	915	100%	179	45	134	22609	1390	23999	6879	4571	2308	10.64%	20,975	28	27%	7	2,215	36%	43%	6%	9%	162	93	




District Health Assessment for Multiple District 325 through May 2025

District Name	Status/ Number of Months in Status *	Clubs							Membership							Member Strength		Cancellation		Reports			Finance		Leadership		
		Active Clubs	Clubs in Status Quo	Total Clubs	% Status Quo Clubs in Financial Suspension	New Clubs	Cancelled Clubs	YTD Net Club Gain/Loss	Current Members In Active Clubs	Current Members In Status Quo Clubs	Current Total Members Count	YTD Add	YTD Drop	YTD NetGrowth (includes Active and Status Quo)	YTD NetGrowth% (includes Active and Status Quo)	Member Count 12 Months Ago	Average Member Count Per Club	% of Clubs with less than 20 members	Average Cancelled Club Age	Members Lost Due to Cancelled Clubs	% of Clubs Reporting Service	% No MMR in 3 Months	% No Officer Report in 12 months	% of Clubs with balance 90+ days	Number of Zone Chairs Recorded	Number of Region Chairs Recorded	District Officers Vacancies **
325 C		151	3	154	100%	10	4	6	3032	27	3059	486	343	143	4.90%	3,169	20	47%	5	62	66%	49%	3%	6%	35	17	
325 D		67	1	68	100%	7	12	-5	1634	37	1671	340	480	-140	-7.73%	2,094	24	26%	10	244	99%	57%	0%	4%	16	8	
325 E		115	15	130	100%	37	10	27	1901	172	2073	1235	967	268	14.85%	2,040	17	55%	4	181	42%	50%	8%	23%	22	10	
325 F		104	4	108	100%	8	10	-2	2196	73	2269	486	783	-297	-11.57%	2,645	21	42%	5	262	98%	44%	0%	6%	29	14	
325 G		162	6	168	100%	43	6	37	3289	95	3384	1409	810	599	21.51%	3,033	20	40%	3	130	40%	55%	4%	5%	34	18	
325 H		112	6	118	100%	12	9	3	2542	117	2659	530	480	50	1.92%	2,806	23	40%	4	176	39%	50%	8%	5%	32	14	
325 I		241	4	245	100%	63	11	52	5130	83	5213	1691	769	922	21.49%	4,249	21	33%	2	198	82%	53%	0%	3%	51	23	
325 J		130	2	132	100%	30	2	28	3021	20	3041	957	321	636	26.44%	2,474	23	23%	4	35	72%	48%	2%	10%	37	19	
325 K		147	6	153	100%	13	12	1	3536	99	3635	746	523	223	6.54%	3,592	24	26%	3	165	56%	49%	0%	6%	46	22	
325 L		102	10	112	100%	14	5	9	2281	175	2456	522	426	96	4.07%	2,521	22	36%	4	55	73%	46%	4%	21%	35	17	
325 M		138	2	140	100%	15	12	3	3277	29	3306	669	672	-3	-0.09%	3,324	24	36%	5	227	92%	56%	1%	17%	0	0	GMT
325 N		112	8	120	100%	9	10	-1	2155	137	2292	359	424	-65	-2.76%	2,439	19	48%	4	182	48%	59%	10%	13%	34	16	
325 P		146	4	150	100%	14	12	2	3438	66	3504	628	342	286	8.89%	3,648	24	32%	4	130	91%	65%	1%	6%	38	17	
325 R		168	4	172	100%	16	4	12	4038	76	4114	993	434	559	15.72%	3,674	24	19%	5	63	83%	24%	2%	4%	42	19	
325 S		129	2	131	100%	15	6	9	1955	43	1998	804	541	263	15.16%	1,822	15	65%	6	91	44%	51%	1%	4%	33	16	GMT,GST
		2024	77	2101	100%	306	125	181	43425	1249	44674	11855	8315	3540	8.61%	43,530	22	37%	5	2,201	68%	50%	3%	8%	484	230	



District Health Assessment for Multiple District 325 through May 2025

<div></div> <div>Status/ District Name</div> <div>Number of Months in Status *</div>		Clubs							Membership							Member Strength		Cancellation		Reports			Finance	Leadership			
		Active Clubs	Clubs in Status Quo	Total Clubs	% Status Quo Clubs in Financial Suspension	New Clubs	Cancelled Clubs	YTD Net Club Gain/ Loss	Current Members In Active Clubs	Current Members In Status Quo Clubs	Current Total Members Count	YTD Add	YTD Drop	YTD NetGrowth (includes Active and Status Quo)	YTD NetGrowth% (includes Active and Status Quo)	Member Count 12 Months Ago	Average Member Count Per Club	% of Clubs with less than 20 members	Average Cancelled Club Age	Members Lost Due to Cancelled Clubs	% of Clubs Reporting Service	% No MMR in 3 Months	% No Officer Report in 12 months	% of Clubs with balance 90+ days	Number of Zone Chairs Recorded	Number of Region Chairs Recorded	District Officers Vacancies **
351		123	1	124	100%	6	2	4	2199	1	2200	399	250	149	7.26%	2,026	18	60%	15	23	94%	42%	1%	1%	37	17	2nd VDG
		123	1	124	100%	6	2	4	2199	1	2200	399	250	149	7.26%	2,026	18	60%	15	23	94%	42%	1%	1%	37	17	




District Health Assessment for Ident 5791 - BAHRAIN - UND through May 2025

Status/ District Name of Months in Status *		Clubs							Membership							Member Strength		Cancellation		Reports			Finance	Leadership			
		Active Clubs	Clubs in Status Quo	Total Clubs	% Status Quo in Financial Suspension	New Clubs	Cancelled Clubs	YTD Net Club Gain/ Loss	Current Members In Active Clubs	Current Members In Status Quo Clubs	Current Total Members Count	YTD Add	YTD Drop	YTD NetGrowth (includes Active and Status Quo)	YTD NetGrowth% (includes Active and Status Quo)	Member Count 12 Months Ago	Average Member Count Per Club	% of Clubs with less than 20 members	Average Cancelled Club Age	Members Lost Due to Cancelled Clubs	% of Clubs Reporting Service	% No MMR in 3 Months	% No Officer Report in 12 months	% of Clubs with balance 90+ days	Number of Zone Chairs Recorded	Number of Region Chairs Recorded	District Officers Vacancies **
Ident 5791 - BAHRAIN		2	0	2	0%	0	1	-1	39	0	39	0	27	-27	-40.91%	67	20	50%	47	23	0%	50%	0%	0%	0	0	
		2	0	2	0%	0	1	-1	39	0	39	0	27	-27	-40.91%	67	20	50%	47	23	0%	50%	0%	0%	0	0	



District Health Assessment for Ident 5943 - UNITED ARAB EMIRATES - UND through May 2025

		Clubs							Membership							Member Strength		Cancellation		Reports			Finance		Leadership		
District Name	Status/ Number of Months in Status *	Active Clubs	Clubs in Status Quo	Total Clubs	% Status Quo Clubs in Financial Suspension	New Clubs	Cancelled Clubs	YTD Net Club Gain/Loss	Current Members In Active Clubs	Current Members In Status Quo Clubs	Current Total Members Count	YTD Add	YTD Drop	YTD NetGrowth (includes Active and Status Quo)	YTD NetGrowth% (includes Active and Status Quo)	Member Count 12 Months Ago	Average Member Count Per Club	% of Clubs with less than 20 members	Average Cancelled Club Age	Members Lost Due to Cancelled Clubs	% of Clubs Reporting Service	% No MMR in 3 Months	% No Officer Report in 12 months	% of Clubs with balance 90+ days	Number of Zone Chairs Recorded	Number of Region Chairs Recorded	District Officers Vacancies **
Ident 5943 - UNITED ARAB EMIRATES		14	0	14	0%	1	0	1	381	0	381	46	10	36	10.43%	340	27	14%	0	0	50%	57%	0%	7%	0	0	
		14	0	14	0%	1	0	1	381	0	381	46	10	36	10.43%	340	27	14%	0	0	50%	57%	0%	7%	0	0	

* - District Status: P - Provisional, T - Transitional.
** - District Officers Vacancies: DG - District Governor, 1st VDG - First Vice District Governor, 2nd VDG - Second Vice District Governor.